



////
SOLUTION

Breast MRI

MRI

Seamless
automation,
rapid insights



Olea
medical

BREAST MRI SOLUTION: SEAMLESS AUTOMATION, RAPID INSIGHTS



Enhance operational efficiency and consistency with integrated post-processing tools designed for use within your PACS environment.

breastscape® V1.0 is a comprehensive, multi-vendor post-processing solution tailored for all breast MRI needs. By automating and standardizing key steps, segmentation, measurement, report integration and longitudinal analysis, our solution reduces workflow interruptions and empowers radiologists with rapid, reliable insight.



Automated post-processing

- ADC/Kinetic map generation, DCE subtraction, MIP and color-overlay maps

Seamless PACS Integration

- Transfer of all parametric maps, subtractions and 3D renderings directly into PACS

Segmentation & Reporting

- Instant VOI delineation with automated computation of volumes, diameters, distances (nipple, skin, thorax) and kinetic curves, all integrated into structured BI-RADS® reports

Rich Visualization mode


- 4D MIP, MPR and automatic subtraction for all types of DCE protocols and DWI series

Longitudinal & Multi-Parametric Analysis

- Automated alignment of serial studies, plus simultaneous morphological and functional evaluation (ADC, kinetic maps)

Dedicated Biopsy Planning (optional)

- breastLoc plug-in with grids models and multi-vendor blocks and needles included for MR-guided biopsy preparation measurements and access paths readily accessible



Olea Medical, founded in 2008, develops innovative medical imaging software and solutions.

Since 2015, the company has been part of the Canon Group, thereby strengthening its ability to put technology at the service of healthcare.

Backed by multidisciplinary teams and partnerships with renowned medical and scientific institutions, Olea Medical has established itself today as a recognized international player. Its ambition remains unchanged: to improve patient care in order to save as many lives as possible, true to its mantra: **"Improved diagnosis for life"**.

Want more information about our solution?

**BOOK
A DEMO**



<https://www.olea-medical.com/en/request-a-demo/>



Olea
medical

ZI Athelia IV - 93, avenue des Sorbiers
13600 La Ciotat - FRANCE
PH +33 4 42 71 24 20 - FX +33 4 42 71 24 27

Olea Sphere® V3.0 and breastscape® V1.0, medical imaging post-processing software, are medical devices manufactured and marketed by Olea Medical®. These medical devices are reserved for health professionals. These software programs have been designed and manufactured according to the EN ISO 13485 quality management system. Read the instructions in the notice carefully before any use. Instructions for Use are available on <https://www.olea-medical.com/en/customer/connexion/>

MANUFACTURER OLEA MEDICAL SAS (FRANCE)

• Europe: Medical devices Class IIa - CE 0459
• FDA (US): Medical devices Class II

BR-10-2025-OM-MKT-BREAST-MRI-EN-V1



www.olea-medical.com