

FUNCTIONAL MR APPLICATION



SEAMLESS & INTUITIVE BRAIN MAPPING
TO ASSESS CRITICAL AREAS
AND IMPROVE SURGICAL PLANNING

MRI



CE 0459

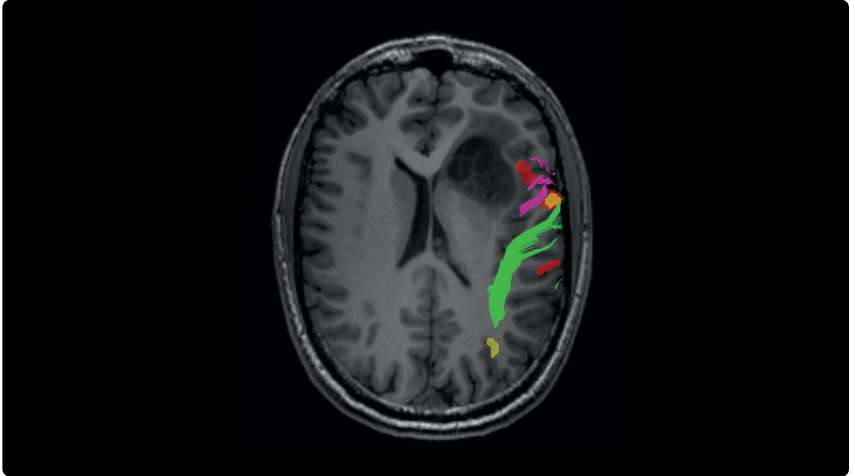


MULTIVENDOR



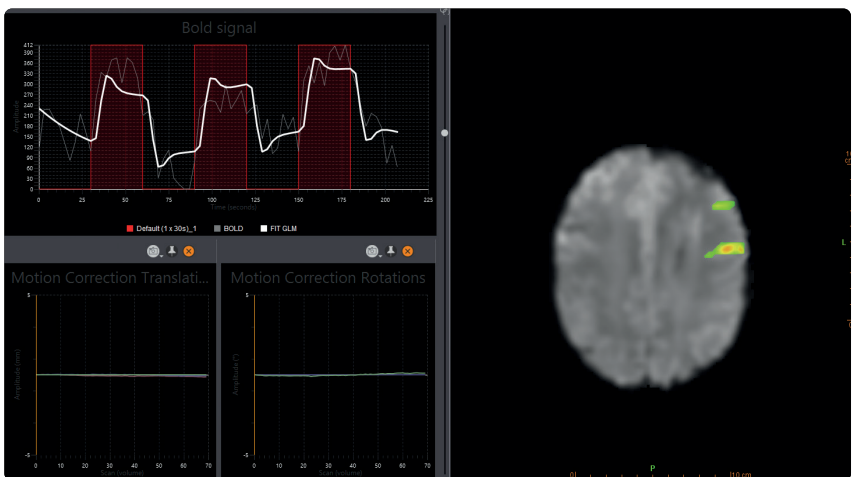
FULLY INTEGRATED IN THE CLINICAL WORKFLOW

- ✔ Compatibility with neuronavigation systems
- ✔ User-friendly interface
- ✔ Simultaneous display of fibers and activation zones as well as zones of interest



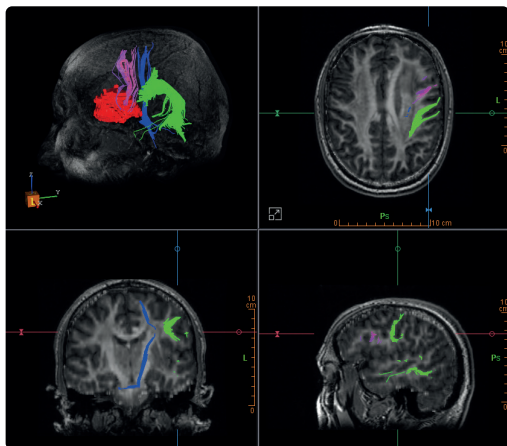
ASSESSMENT OF THE WHOLE REGION OF INTEREST

- ✔ Focus on specific regions to assess brain integrity
- ✔ Highlight the potential results such as: motion detection, laterality index and BOLD signal



TENSOR IMAGING

- ✔ Tractography based either on the FACT model or the HARDI model (research only)
- ✔ Computation of diffusion-derived maps



KEY FEATURES

	FMRI	DTI
• 3D visualization	✔	✔
• Laterality index	✔	
• Automated co-registration	✔	✔
• Motion correction	✔	✔
• Advanced pre-processing	✔	
• Compatible with neuronavigation systems	✔	✔
• Advanced DTI (HARDI) (research only)		✔
• Bonferroni correction	✔	
• Multivendor	✔	✔

THEY TRUST US



OLEA MEDICAL®

Our ambition is to innovate and push the boundaries of medical imaging to help preserve life.

Olea Medical® offers an advanced solution for the post-processing of MRI and CT images. Olea Sphere® v3.0 allows the visualization, processing and analysis of medical images. Our solution assists practitioners in their analysis of numerous conditions by providing instantaneous multi-parametric maps to deliver quantitative and qualitative data.

Today, our technology is used by hundreds of reference sites around the world in both clinical and research use.

REQUEST A LIVE DEMO

contact@olea-medical.com

STAY CONNECTED WITH OLEA MEDICAL



www.olea-medical.com

OLEA MEDICAL®

ZI Athelia IV - 93, avenue des Sorbiers
13600 La Ciotat - FRANCE
PH +33 4 42 71 24 20 - FAX +33 4 42 71 24 27

Olea Sphere® v3.0 and Functional MR v1.0 medical imaging post-processing software, are medical devices manufactured and marketed by Olea Medical®. These medical devices are reserved for health professionals. These software programs have been designed and manufactured according to the EN ISO 13485 quality management system. Read the instructions in the User Guide carefully before any use.

<https://www.olea-medical.com/en/customer/connexion/>

Manufacturer: Olea Medical SAS (France)
Europe : dispositif médical de Classe IIa - C € 0459
US: medical device Class II

11-2022-OM-MKT-FMRI-OLEASPHERE-V01-EN

**IMPROVED
DIAGNOSIS
FOR LIFE**